PTCH	REV	APPV DATE	REVISIONS	DWN	DSGN	CHK	APPV
	1		INITIAL ISSUE				
8210	2		ADDED DIM THRU X REF, ADDED DIM 90°, DELETED DIM 18±1 & A/F. ADDED PRESSURE RELIEF VALVE SPECIFICATIONS	TG	TG	SN	RM

PARTIAL SECT. A-A

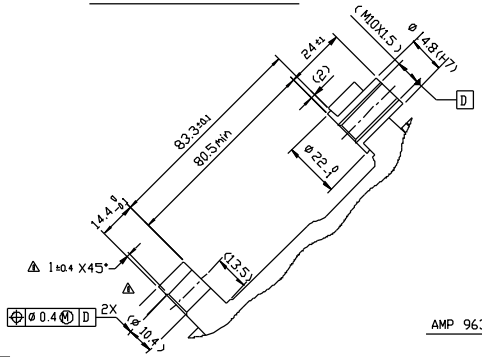

PARTIAL SECT. D-D

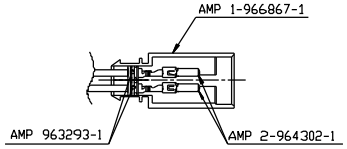

DETAIL OF GROOVE (2:1)

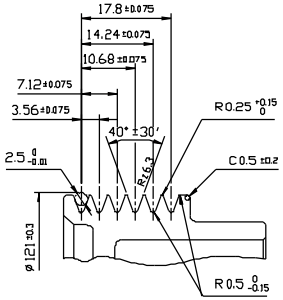

PARTIAL SECT. B-B

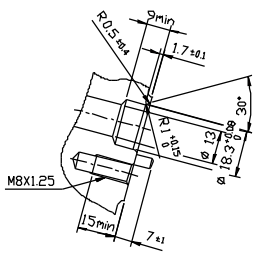

PARTIAL SECT. C-C

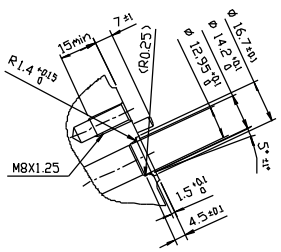

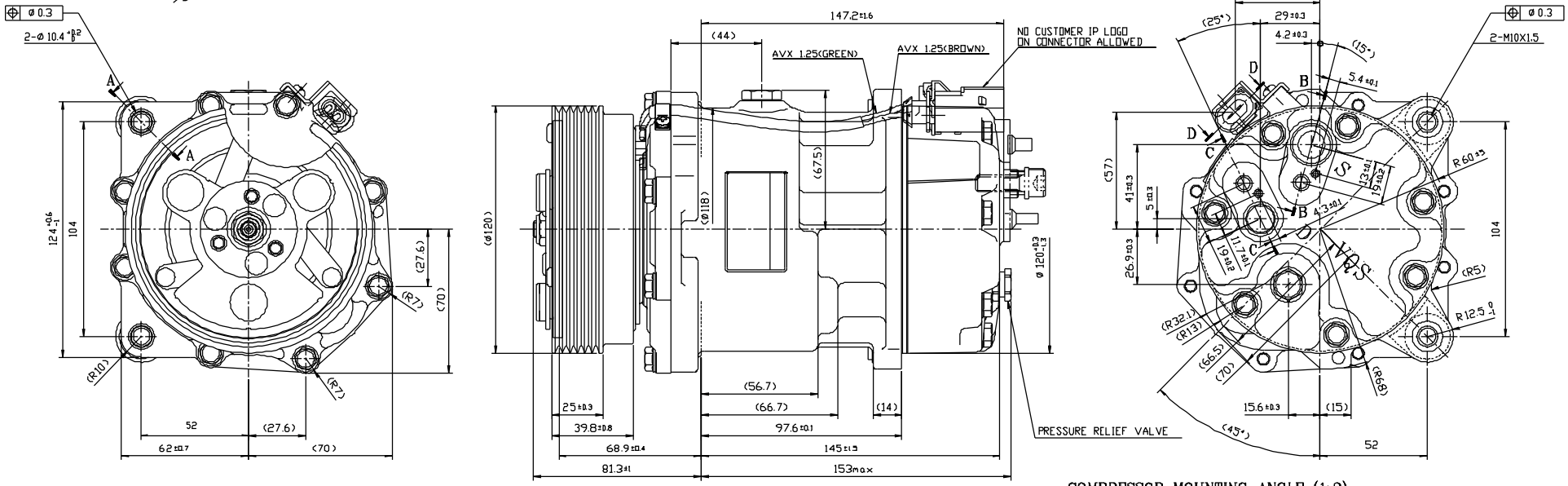

COMPRESSOR SPECIFICATIONS

Bore	Ø 29.3 mm
Stroke (Maximum)	34.2 mm
Stroke (Minimum)	1.7 mm
Displacement (Maximum)	161.3 cm^3/rev.
Displacement (Minimum)	8.1 cm^3/rev.
Number of Cylinder	7
Max Allowable Continuous Speed	8000 r.p.m.
Max Downshift Speed	8500 r.p.m.
Refrigerant	R-134a
Oil (SP-10 or Equivalent)	135 cm^3
Weight	4.2 kg
Rotation	CW / CCW

CLUTCH SPECIFICATIONS

Rated Voltage	DC 12 V
Breakaway Torque	42.1 Nm
Minimum Engagement Voltage	DC 7.5 V
Power Consumption	43 W
Max Allowable Continuous Speed	8000 r.p.m.
Max Downshift Speed	8500 r.p.m.
Belt Type	P.V. Type
Pulley Diameter	Ø 120 mm
Weight	2.3 kg
Thermal Fuse Cut Off Temp.	182±5 °C

PRESSURE RELIEF VALVE SPECIFICATIONS

Relief Pressure	Minimum 36.0 bar Maximum 44.0 bar
Exhaust Flow	Minimum 113.2 Nl/min at 47.0 bar
Resealed Pressure	Minimum 32.5 bar

COMPRESSOR MOUNTING ANGLE (1:2)

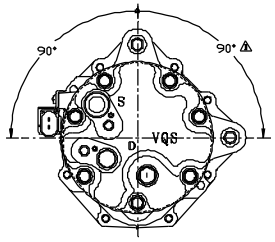

REV LEVEL		
A	RELEASED FOR ENG. DEVELOPMENT	DSGN A. ARMENDARIZ; DWN A. ARMENDARIZ; CHK S. NAGARAJ; APPV. R. MARTINEZ; APPV. DATE 06/25/08
A	RELEASED FOR DESIGN VALIDATION	DSGN A. ARMENDARIZ; APPV. R. MARTINEZ; APPV. DATE 06/25/08
A	RELEASED FOR PROD VALIDATION	DSGN A. ARMENDARIZ; APPV. R. MARTINEZ; APPV. DATE 06/25/08
A	RELEASED FOR PRODUCTION	DSGN A. ARMENDARIZ; APPV. R. MARTINEZ; APPV. DATE 02/23/09

SANDEN

METRIC — DIMENSIONS SHOWN IN MILLIMETERS UNLESS OTHERWISE SPECIFIED

THE INFORMATION CONTAINED IN THIS DRAWING IS THE SOLE PROPERTY OF SANDEN INTERNATIONAL. ANY REPRODUCTION IN PART OR AS A WHOLE WITHOUT THE WRITTEN PERMISSION OF SANDEN INTERNATIONAL INC IS PROHIBITED.

INTERPRETATION OF THIS DRAWING PER ASME Y14.5M-1994

THIRD ANGLE PROJECTION

SIZE D

MATERIAL

NAME: COMPRESSOR

DWG NO. 4255-6000 REV B