PROD	REV	APPV DATE	REVISIONS	DWN	DSGN	CHK	APPV
			SEE SHEET 1 OF 8				

MFG	ISSUE DATE 2005.06.15

KEY PRODUCT CHARACTERISTICS

SAFETY/COMPLIANCE	FIT/FUNCTION	TOTAL QY DRAWING	11
S/C CHECKPOINTS	F/F CHECKPOINTS	TOTAL NO USED	11

NO & TYPE		DESCRIPTION	RATIONALE	PTS	ZONE
1	F/F	FRONT MOUNTING HOLE	FIT TO MOUNTING BRACKETE		P1 J- 1
2	F/F	FRONT MOUNTING HOLE	FIT TO MOUNTING BRACKETE		P1 J- 5
3	F/F	REAR MOUNTING HOLE	FIT TO MOUNTING BRACKETE		P1 G-11
4	F/F	PILOT I.D.	CONTROLS PILOT SIZE		P2 C-10
5	F/F	PILOT I.D.	CONTROLS PILOT SIZE		P2 C- 2
6	F/F	SURFACE PLANE	CONTROLS SEALING SURFACE		P2 D-10
7	F/F	GAUGE LINE	PULLEY ALIGNEMENT		P1 I- 7
8	F/F	THREAD SPEC	CONTROLS THREAD		P2 E-14
9	F/F	MFCV SET POINT	100% CHECKING		P2 I- 2
10	F/F	THREAD SPEC	CONTROLS THREAD		P2 D- 5
11	F/F	SURFACE PLANE	CONTROLS SEALING SURFACE		P2 D-1

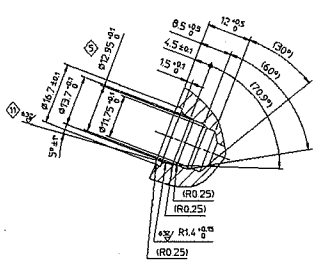

PARTIAL SECT. C–C
DETAIL OF DISCHARGE PORT

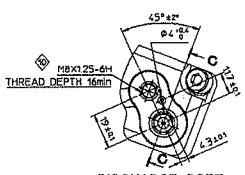

DISCHARGE PORT

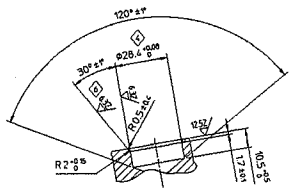

PARTIAL SECT. D–D
DETAIL OF SUCTION PORT

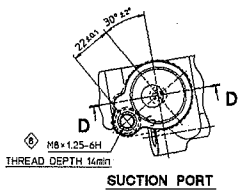

SUCTION PORT

COMPRESSOR SPECIFICATIONS

Displacement (Maximum)	163.0 cm^3/rev.
Displacement (Minimum)	5.5 cm^3/rev.
Number of Cylinder	7
Maximum Allowable Continuous Speed	8000 r.p.m.
Maximum Downshift Speed	6500 r.p.m. (Max.10 hours)
	9200 r.p.m. (Max.10 minutes)
Refrigerant	R-134a
Oil (SP-10 or Equivalent)	120 cm^3
Weight	6.9 kg
◇ Compressor Setting Point (Pd / Ps)	1.47/0.167±0.01MPa gage (15/1.7 ±0.1 kg/cm^2 gage)
Cooling Capacity at 2000 r.p.m (VDA)	Min. 5.6 KW

CLUTCH SPECIFICATIONS

Breakaway Torque	49 N·m
Minimum Engagement Voltage	DC 7.5 V
Power Consumption	42 W
Belt Type	P.V. (6 Groove)
Weight	2.2 kg
Thermal Fuse Cut Off Temp.	182 ±5 ℃
Air Gap	0.5±0.2mm

PRESSURE RELIEF VALVE SPECIFICATIONS

Relief Pressure	Minimum 3.5 MPa gage Maximum 4.1 MPa gage
Reseated Pressure	Minimum 3.01 MPa gage

Compressor internal specification

ITEM	Specification	Tolerance
Armature rubber hardness	530 Nm / deg	±50
Piston / Bore clearance	38 μm	±18
Shoe / Swash plate clearance	20 μm	+10 / -15
Shoft / Swash plate boss clearance	25 μm	±15

NOTE
1.※ This value will be decided after pre-production.
2.Compressor and clutch accessory must meet requirement of VDA specification.
3.Compressor and clutch accessory shall be passed salt spray test in accordance with SES.
4.Refer to the approval drawing for the material table.

P2/2

| | | | |